

First Grade Writing Prompt

DESCRIBING A PLACE AT SCHOOL:

Day 1

Script:

You have learned lots of ways to help yourself in writing. Over the next two days you will be writing a story on your own. Today you will get ready to write by drawing and brainstorming. Tomorrow you will write your story, and edit your story to make it your best work. I won't help you, because I want to see what you can do by yourself.

Today, you will write about a place you like at school. It may be the cafeteria, the playground, the library, the office, the classroom, or any other place at school that you would like to describe.

Pre-writing (20-30 minutes)

To get ready to write, you can draw a picture, make a web of words for ideas, or write a list of the things you want to include in your writing. Remember, really describe it. Tell about how it looks, smells, sounds, and, how it feels when you are there. You can also tell about things you like to do in this place at school. I want you to paint a picture with your words, so that when I read your ideas I can really see, smell, hear, and feel what you are writing about!

Day 2 Script:

Writing: (20-40 minutes)





















Now write the best story you can about this place at school. Be sure to describe this place using all of your five senses. You will need to work alone. When you are finished, reread your writing to make sure it makes sense and has a lot of detail. Add detail to your writing so that I can really see smell, hear, and feel what you are writing about. Next re-read your writing to make sure you have capital letters and end punctuation on every sentence, and have used your best spelling. Use your checklist to help you remember.

Informal observations—use the writing development classroom checklist to observe strategies students are using independently as they writing on their own.

Collect the all of the papers and use the attached rubric to score this work.

Name: _____ Date: _____

First Grade Expository Rubric





















1.0 Conventions	1	2	3	4
Capitals at the beginning of every sentence, names, and the word "I". (. ? !) Examples: H e went home! I like S uperman.	I forgot. 	Sometimes. 	Most of the time. 	Always! 
Spelling (Three and four-letter short-vowel words and high frequency words)	I forgot. 	Sometimes. (More than 3) 	Most of the time. (All except 2) 	Always! 
Sentence Structure/Grammar (Complete Sentences, Singular & Plural Nouns, Contractions, and Singular Possessive Pronouns)	I forgot. 	Sometimes. (More than 3) 	Most of the time. (All except 2) 	Always! 
2.0 Writing Applications (Genre)	1	2	3	4
Writes brief expository descriptions of a real object, person, place, or event, using sensory details.	I did not write a brief expository description. My writing is confusing. 	My expository description is brief, but lacks sensory details. 	My expository description has three sensory details. 	My expository description has more than 3 sensory details. 
1.0 Writing Strategies	1	2	3	4
Organization and Focus/Penmanship	I did not stay on topic and don't have describing words. My handwriting is messy. 	I mostly stayed on topic and used 2 describing words. My handwriting could be better. 	I stayed on topic. I used 3 describing words. My handwriting is neat. 	I stayed on topic. I used more than 3 describing words. My handwriting is super neat! 

Average Score: ____ out of 4

Copyright © by 2009 J. Ruben Olivares, Julie Dulay, and Katie Shogan

Name: _____ Date: _____

First Grade Narrative Rubric

1.0 Conventions	1	2	3	4
Capitals at the beginning of every sentence, names, and the word "I". (. ? !) Examples: H e went home. I like S uperman.	I forgot. 	Sometimes. 	Most of the time. 	Always! 
Spelling (Three and four-letter short-vowel words and high frequency words)	I forgot. 	Sometimes. (More than 3) 	Most of the time. (All except 2) 	Always! 
Sentence Structure/Grammar (Complete Sentences, Singular & Plural Nouns, Contractions, and Singular Possessive Pronouns)	I forgot. 	Sometimes. (More than 3) 	Most of the time. (All except 2) 	Always! 
2.0 Writing Applications (Genre)	1	2	3	4
Writes brief narrative describing an experience. (Fictional/Autobiographical—Small moment story)	I did not write a story. My writing is confusing. 	My story is true but confusing. 	My story is true and has a beginning and an end. 	My story is true and has a beginning, middle, and end. 
1.0 Writing Strategies	1	2	3	4
Organization and Focus/Penmanship	I did not stay on topic and don't have describing words. My handwriting is messy. 	I mostly stayed on topic and used 2 describing words. My handwriting could be better. 	I stayed on topic. I used 3 describing words. My handwriting is neat. 	I stayed on topic. I used more than 3 describing words. My handwriting is super neat! 

Average Score: ___ out of 4

Copyright © by 2009 J. Ruben Olivares, Julie Dulay, and Katie Shogan