


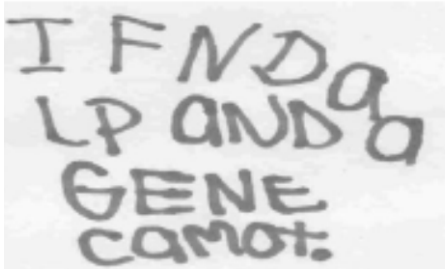
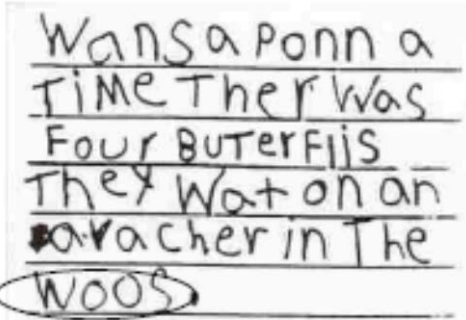


Writing Development Checklist

Student Name			
Level	Stage	Description	Sample
0	Pictorial	<input type="checkbox"/> Draws picture	
1	Pictorial with Imitated Writing	<input type="checkbox"/> Orally tells about pictures (teacher writes message) <input type="checkbox"/> Draws pictures <input type="checkbox"/> Imitates writing	 <p><i>The flower is growing.</i></p>
RUBRIC 1			
2	Random Letters	Writing Content <ul style="list-style-type: none"> <input type="checkbox"/> Writes some letters fluently/symbols fluently to represent a message <input type="checkbox"/> Uses ABC chart as a resource <input type="checkbox"/> Little or no concept of space between words <input type="checkbox"/> Attempts to read/retell what has been written or drawn <input type="checkbox"/> Writes to convey a message <input type="checkbox"/> Writes one or more thoughts Writing Conventions <ul style="list-style-type: none"> <input type="checkbox"/> May use one letter to write a word (spellings are telegraphic, usually representing salient initial and/or final sounds) <input type="checkbox"/> Prints own name or a known word <input type="checkbox"/> Usually writes left to right and knows where to begin writing (may reverse some letters) <input type="checkbox"/> Writes mostly capital letters <input type="checkbox"/> Writes some letters with correct formation <input type="checkbox"/> Uses letter-like forms and/or random letter strings 	 <p><i>I like my dog.</i></p>
RUBRIC 2			
3	Random Letters with some Sound/Symbol Match	Writing Content <ul style="list-style-type: none"> <input type="checkbox"/> Writes some letters fluently/symbols fluently to represent a message <input type="checkbox"/> Uses ABC chart as a resource <input type="checkbox"/> Attempts to read/retell what has been written or drawn <input type="checkbox"/> Writes to the topic <input type="checkbox"/> Writes one or more thoughts Writing Conventions <ul style="list-style-type: none"> <input type="checkbox"/> Prints own name or a known word <input type="checkbox"/> Writes left to right (may reverse some letters) <input type="checkbox"/> Uses spaces between words some of the time (between 1-2 words) <input type="checkbox"/> Correctly uses some letters to match sounds with some random letters <input type="checkbox"/> Starts to use the beginning and ending sounds with some random letters 	 <p><i>I found a jewelry box.</i></p>
RUBRIC 3			

Writing Development Checklist

Level	Stage	Description	Sample
4	Partially Alphabetic	<p>Writing Content</p> <ul style="list-style-type: none"> <input type="checkbox"/> Writes more letters fluently to represent a message <input type="checkbox"/> Attempts to read/retell what has been written or drawn <input type="checkbox"/> Writes to the topic <input type="checkbox"/> Writes one or more thoughts <p>Writing Conventions</p> <ul style="list-style-type: none"> <input type="checkbox"/> Writes consonants in sequential order and represents some vowels (vowels are often not the correct ones) <input type="checkbox"/> Uses spaces between words most of the time (no spaces between 1-2 words) <input type="checkbox"/> Correctly spells some (3-4) high frequency words 	 <p style="text-align: center;"><i>I found a lamp and a genie came out.</i></p>
RUBRIC 4			
5	Fully Alphabetic	<p>Writing Content</p> <ul style="list-style-type: none"> <input type="checkbox"/> Identifies an error by circling or crossing out; may not correct <input type="checkbox"/> Rereads what has been written while composing <input type="checkbox"/> Writes to the topic/text type: informative, Opinion, Narrative <input type="checkbox"/> Writes two or more thoughts in a logical sequence <input type="checkbox"/> Most sentences are complete (this does not include punctuation) <p>Writing Conventions</p> <ul style="list-style-type: none"> <input type="checkbox"/> Represents beginning and ending consonants in sequential order and includes a vowel in most words (may not be correct) <input type="checkbox"/> Correctly spells more (5-10) high-frequency words <input type="checkbox"/> Uses spaces between words consistently <input type="checkbox"/> Begins to use end punctuation (punctuation may be incorrect when text contains more than one sentence) <input type="checkbox"/> Uses some beginning capitalization 	 <p style="text-align: center;"><i>Once upon a time there was (were) four butterflies. They went on an adventure in the woods.</i></p>
RUBRIC 4			
6	Early	<p>Writing Content</p> <ul style="list-style-type: none"> <input type="checkbox"/> Identifies an error by circling or crossing out and corrects it <input type="checkbox"/> Rereads what has been written <input type="checkbox"/> Writes to the topic /text type: Informative, Opinion, Narrative <input type="checkbox"/> Writes three or more thoughts in a logical sequence <input type="checkbox"/> Most sentences are complete (this does not include punctuation) <input type="checkbox"/> Provides a sense of closure <p>Language Use and Conventions</p> <ul style="list-style-type: none"> <input type="checkbox"/> Includes a vowel in most syllables (may not be correct) <input type="checkbox"/> Correctly spells more (6-10) high-frequency words <input type="checkbox"/> Uses end punctuation correctly most of the time <input type="checkbox"/> Uses some beginning capitalization 	<p>My favrit book is clifford. He is a funi dog</p> <p>Hes so big nd red ! do you like clifrd?</p>
RUBRIC 4			

Writing Development Checklist

Beginning of Year	End of Trimester 1	End of Trimester 2	End of Trimester 3
Date:	Date:	Date:	Date:
Writing Level:	Writing Level:	Writing Level:	Writing Level:
Comments:	Comments:	Comments:	Comments:

- Students can be considered at a level if they have 90% of the items under control at that level.
- Teachers may want to consider starting guided reading with those students who are at Level 4 on this checklist.
- **Bold** = Gentry developmental stages